


# Another Year Around the Sun

Katrina Germein  
& Alice  
Lindstrom

Affirm Press  
2025

## ABOUT THE BOOK:



Another year around the sun.

Happy birthday, precious one.

Follow a family through a year full of magical moments spent outdoors, from splashing in waves to jumping on leaves and watching the world change with every season.

Here is a lyrical ode to the passing of time and an exquisite picture book to toast another year around the sun.

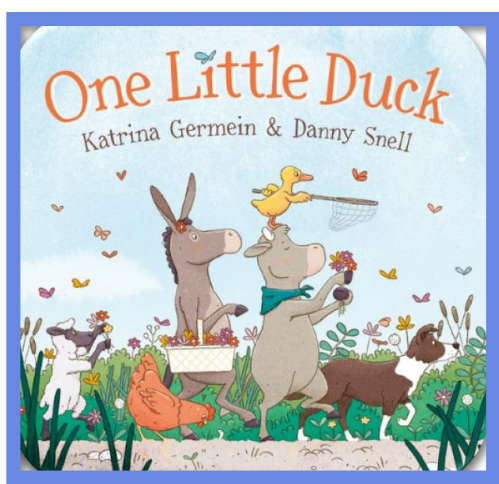
## SPRINGBOARDS FOR LEARNING

Seasons  
Weather  
Clothing  
Change  
Time  
Colour  
Birthdays  
Living Things

KATRINA is a best-selling children's author, published and translated internationally. Her popular titles include Bev and Kev, Fabulous Frogs, One Little Duck, and the My Dad Thinks He's Funny series. Katrina's work has been Highly Commended in the Prime Minister's Literary Awards and won a CBCA Honour, as well as CBCA short-listings and Notables. Katrina is a past winner of the Speech Pathology Book of the Year Award and the SCBWI Crystal Kite Award. Her books have been recorded five times for the children's television show, Play School. When she's not writing books or talking about them, Katrina enjoys reading, daydreaming, and drinking tea with friends; she also likes bushwalking and going to the beach. Katrina's latest release, Another Year Around the Sun, has been described as 'elegant and perfect'. Her twenty-ninth picture book, Girls Like, is scheduled for autumn 2026.

<https://katrinagermein.com/>

Check out my [bank of teaching ideas](#) for another book by the amazing Katrina!



ABOUT KATRINA:

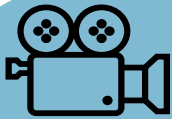
ALICE is an artist and illustrator known for her vibrant and expressive work, which spans a variety of mediums, including paper collage, papercut, painting, and drawing. Her style draws inspiration from mid-century illustration, folk art, and early twentieth-century art movements. Her work is distinguished by its bold use of color, decorative motifs, and a focus on character and expression.

Alice holds a Bachelor of Humanities in Philosophy from the University of Adelaide and a Bachelor of Design from the National Institute of Dramatic Art (NIDA). Her early career as a theatre designer in Sydney informed her artistic approach. After returning to Adelaide, she completed a Master of Museum Studies and a Graduate Diploma in Art History at the University of Adelaide, further enriching her understanding of visual culture and history.

<https://www.alicelindstrom.com/>



ABOUT ALICE:



How do I begin planning for a  
brilliant book?  
Watch this video for some  
ideas!

VIEW MY PLANNING IDEAS:

Get your learners leaning in! These teaching ideas ignite curiosity, build connections to prior knowledge, and open the door for rich questions and thinking.

- o Set up a picnic rug and a basket. *What could be in the basket?*
- o Present a chart in your classroom, ready to create a birthday chart.
- o Share photographs from your Summer holiday. Invite the learners to bring their photos and create a photo wall.
- o Listen to the sounds of the animals that are in the book. *What animals did you hear?*
- o Surprise the learners with a vase of flowers to smell, photograph, draw and enjoy!
- o Introduce a table to sort everyday objects/images – colour, size, living and non-living...Write about the classifications and findings.
- o Excite your learners by wearing clothing that represents different weather conditions. Have fun!

PROVOKE CURIOSITY  
AND WONDER:



# LEARNING EXPERIENCES - LITERACY

- Examine the front cover and list the names of the familiar objects. Implement the Think, Turn, and Talk routine to have learners share their prior knowledge. You can chart their thinking on a class chart, or individuals can draw and write.
- Did you notice the dog on the endpapers? Add a thinking bubble to the page. Infer what the dog is thinking. Would it be the same on both pages?
- Play I Spy with your learners. Select one of the double pages to play. You could adjust the game by providing additional clues:
  - Size - small/large
  - Living or non-living
  - Position on the page
- Collect the rhyming pairs from each page of the book – year and here/day and way. Write them on individual cards.
  - Discover the words in the book
  - Match the rhyming word cards
  - Investigate the different spelling patterns
  - Model writing using the words for your new ideas.





# LEARNING EXPERIENCES - LITERACY



- o Study the suffix of 'ed'. Find and list the words with 'ed' in a T Chart.



Verb	Adjective
Hummed	glowed

- o Record the listed verbs onto individual cards. The learners' lucky dip a verb to act out. Demonstrate using the verbs in sentences.
- o Select their favourite page to write a description. Exhibit published writing with the illustrations.
- o Write a personal narrative by recounting an experience related to the story.
- o *Trees swayed. You played. Light swept. You leapt.* Read and follow instructions to create a kite to fly.
- o Model borrowing a line from Katrina and adding detail.  
*Leaves clumped.* The leaves clumped under my body and crunched as I moved.
- o Write a weather report to match an illustration in the book



- o Present the objects on the front cover to investigate size. Compare and order the objects by length.
- o Select an object to measure using informal and formal units.
- o Use the endpapers as a springboard to discover the pets your learners have. Collect data by having the learners draw their pets. Construct a picture graph. Write about the findings. The drawings can then be used to publish a class 'Our Pets' book.
- o Look for collections of objects in the illustrations to begin a counting pattern -for example, two cups on the picnic rug on page 1.
- o Provide each mathematician with a pattern block. Implement a picture walk, and the mathematicians search for their shape. The next step is for the mathematicians to create an illustration about their birthday incorporating the shape.



## LEARNING EXPERIENCES - MATHEMATICS



- o *Leaves clumped*. Collect leaves and create rubbings to explore their shapes and sizes. Use square counters to estimate and measure the area of a leaf.
- o *Leaves clumped*. Identify and recreate patterns on the clothing.
- o *Happy birthday, precious one*. Create a playdough birthday cake to count the candles, explore fractions, and measure the perimeter.
- o *Happy birthday, precious one*. Build a classroom birthday chart to explore:
  - ages – years, months and days
  - ordinal numbers
  - months
  - seasons
  - calendars
  - counting down days to the next birthday



## LEARNING EXPERIENCES - MATHEMATICS

# LEARNING EXPERIENCES - INVESTIGATIONS

- o *Front Cover:* Explore with your learners. Collect objects and images and create a colour wheel.
- o *Front cover:* Mix and freeze fruit icy poles. Enjoy the experience and write about it using your senses.
- o *Bugs thrummed.* Plant seeds and care for the growing plants.
- o *Sun beamed. You dreamed.* Provide a range of materials to create an underwater scene. *Will you include a mermaid?*




- o Use playdough as your base, and include buttons, beads, and pipe cleaners.



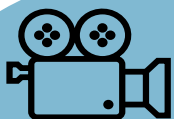
# LEARNING EXPERIENCES - INVESTIGATIONS



- 
- o *You hummed.* Use loose parts or objects from a garden, recreate the halo of flowers.
  - o Investigate the animals that appear in the illustrations. The learners can draw the animals they know, and then one animal they would like to learn more about.
  - o Label the illustrations with Seasons.
  - o *Birds flew. You grew.* Create a simple timeline of then and now. The learners can include milestones, images and memories.
  - o *Happy birthday, precious one.* Plan a party including invitations, decorations, cooking and games.
  - o Design and create clothing for a toy or paper doll to represent each season of the year.

# LEARNING EXPERIENCES - INVESTIGATIONS

- o *Trees swayed. You played. Light swept. You leapt.* Use a variety of materials to weave a rainbow.



Watch Andrea step through  
the process of weaving a  
rainbow.

Andrea Hillbrick is a Learning and Teaching Consultant based on the Great Ocean Road in Victoria, Australia, with over 35 years of experience in education. Today, Andrea collaborates with educators across Australia and beyond, sharing her passion for quality teaching, rich learning experiences, and practical classroom strategies. She is the creator of her much-loved Mrs. H's Learning Hub, where she publishes teaching tips, masterclasses and an inspiring collection of teaching ideas built around carefully selected texts.



FOR MORE TEACHING  
IDEAS FOLLOW ANDREA ON:

@AndreaHillbrick



[www.andreahillbrick.com.au](http://www.andreahillbrick.com.au)